

BIFMA G1-2013 GUIDELINES

Worksurface Heights for 5th to 95th in Seated and Standing Positions

**5%
Female**

**5%
Male**

**50%
Female**

**50%
Male**

**95%
Female**

**95%
Male**

5'0" (59.8")

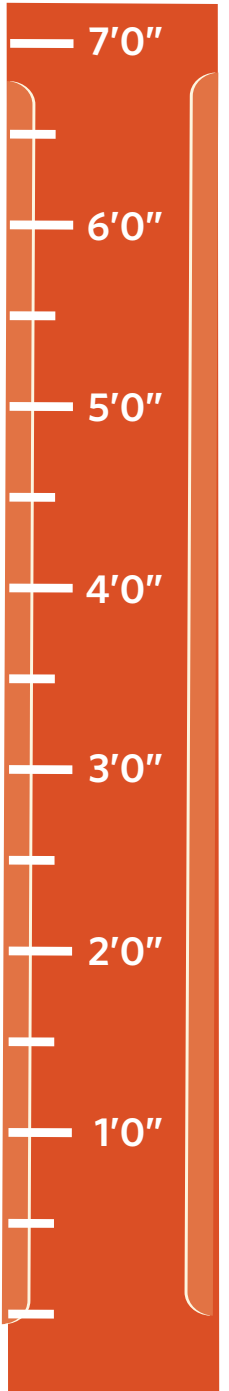



5'4" (64.3")

5'4" (64.2")

5'10" (69.5")

5'10" (69.6")

6'3" (74.8")



STANDING

3'2" (38.1")

3'5" (41.0")

3'5" (41.3")

3'9" (44.8")

3'9" (44.9")

4'0" (48.5")

Elbow
distance
from floor

SEATED

1'10" (22.4")

2'0" (24.3")

2'0" (24.5")

2'3" (26.8")

2'4" (27.0")

2'5" (29.2")